

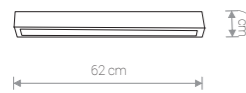
STRAIGHT LED L 9628 GR



STRAIGHT LED M 9621 WH



STRAIGHT LED S 9623 SI

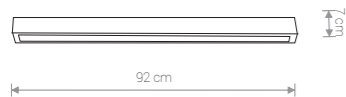


STRAIGHT LED CEILING S

stal lakierowana / painted steel / лакированная сталь

9626 ● GR 9623 ○ SI 9620 ○ WH

📍 T8, 11W LED, included




STRAIGHT LED CEILING M

stal lakierowana / painted steel / лакированная сталь

9627 ● GR 9624 ○ SI 9621 ○ WH

📍 T8, 16W LED, included



STRAIGHT LED CEILING L

stal lakierowana / painted steel / лакированная сталь

9628 ● GR 9625 ○ SI 9622 ○ WH

📍 T8, 22W LED, included

NAME	SIZE	POWER	COLOUR TEMP.	LUMINOUS FLUX	BEAM ANGLE	COLOUR RENDERING INDEX (CRI >)	INPUT	POWER FACTOR	LIFETIME	MATERIAL
LED TUBE T8	60 cm	11W	3000K	950-1000 lm	200°	80	~230V, 50Hz	> 0,9	25 000 h	CLEAR GLASS
LED TUBE T8	90 cm	16W	3000K	1400-1500 lm	200°	80	~230V, 50Hz	> 0,9	25 000 h	CLEAR GLASS
LED TUBE T8	120 cm	22W	3000K	2000-2100 lm	200°	80	~230V, 50Hz	> 0,9	25 000 h	CLEAR GLASS



STRAIGHT LED S 9620 WH