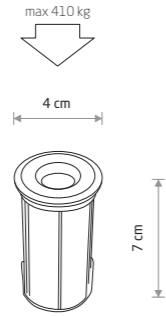




PICCO LED S 9106



PICCO LED S

aluminum

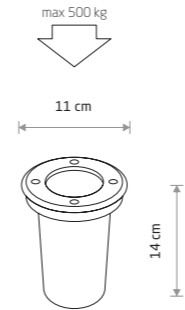
9106



cut out ø 38 mm



PAOLI 9554



PAOLI

steel, glass

9554

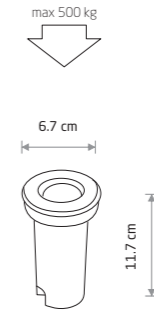


1xGU10, max 10W only LED

cut out ø 100 mm



MON LED 4454



MON LED

aluminum, glass

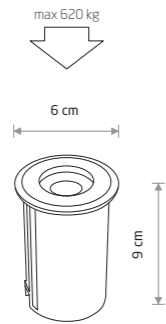
4454



cut out ø 64 mm



PICCO LED M 9105



PICCO LED M

aluminum

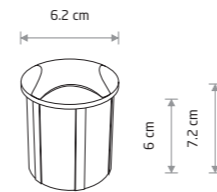

9105



cut out ø 55 mm



PAT LED 8162



PAT LED

aluminum, plastic PC

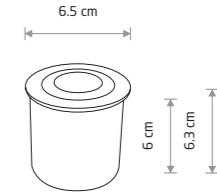
8162



cut out ø 56 mm



CIRCLET LED 8163



CIRCLET LED

aluminum, plastic PC

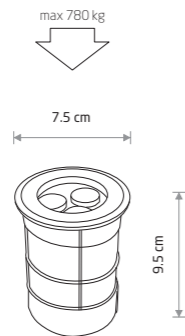
8163



cut out ø 57 mm



PICCO LED L 9104



PICCO LED L

aluminum

9104



cut out ø 65 mm

Item No.	Power	Colour temp.	Luminous flux	Beam angle	Colour Rendering Index (CRI)	Input	Safety type	Power factor	Ingress protection	Lifetime
9106	2W LED	3000K	60 lm	25°	≥ 80	~220-230 V, 50/60 Hz	⊕	>0.5	IP67	10000h
9105	2W LED	3000K	80 lm	25°	≥ 80	~220-230 V, 50/60 Hz	⊕	>0.5	IP67	10000h
9104	3W LED	3000K	200 lm	25°	≥ 80	~220-230 V, 50/60 Hz	⊕	>0.5	IP67	10000h

Item No.	Power	Colour temp.	Luminous flux	Beam angle	Colour Rendering Index (CRI)	Input	Safety type	Power factor	Ingress protection	Lifetime
4454	2W LED	3000K	100 lm	30°	≥ 80	~220-230 V, 50/60 Hz	⊕	>0.5	IP67	10000h
8162	3W LED	3000K	12 lm	25°	≥ 80	~220-230 V, 50/60 Hz	⊕	>0.5	IP65	10000h
8163	3W LED	3000K	120 lm	50°	≥ 80	~220-230 V, 50/60 Hz	⊕	>0.5	IP65	10000h